

AURORA MODEL 412-C PUMPS

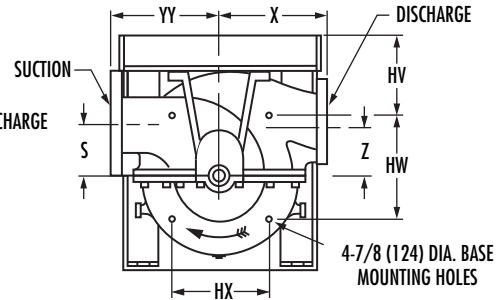
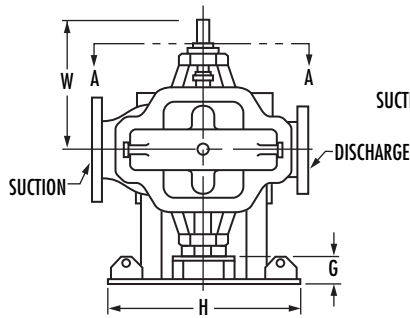
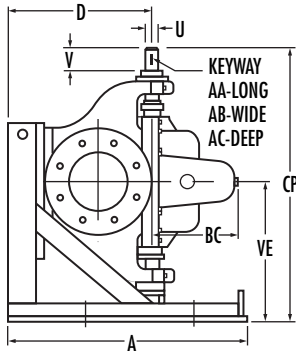
10"-12"-14" PUMPS

Date **February 2007**

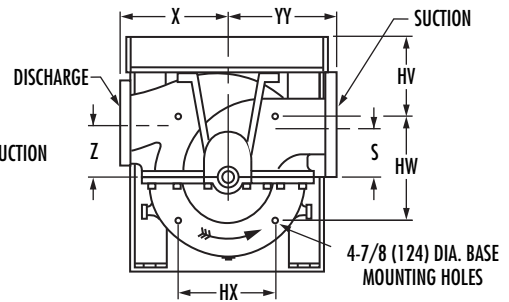
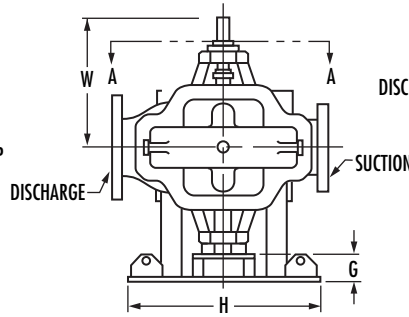
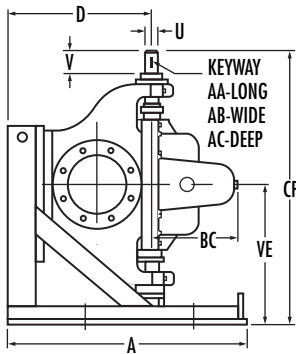
POWER SERIES NO. 6B-7-7A

Supersedes Section 410 Page 205
Dated January 2003

VERTICAL CHAIR MOUNTED



RIGHT HAND ROTATION



LEFT HAND ROTATION

PUMP SIZE			POWER SERIES	BASE	D	S	U	V	W	X	Z	AA	AB	AC	BC	CP	VE	YY
DISCH	SUCT	CASE BORE																
8	10	21	6B	4	25-1/4 (641)	9-1/2 (241)	2-1/8 (54)	5-7/16 (138)	21-7/8 (556)	18 (457)	9-1/2 (241)	4-3/4 (121)	1/2 (13)	1/4 (6)	14 (356)	47 (1194)	25-1/8 (638)	21 (533)
10	12	15	6B	1	31-3/4 (806)	13-1/2 (343)	2-1/8 (54)	5-7/16 (138)	21-7/8 (556)	17 (432)	13-1/2 (343)	4-3/4 (121)	1/2 (13)	1/4 (6)	13-1/2 (343)	47 (1194)	25-1/8 (638)	20 (508)
10	12	18	6B	1	31-3/4 (806)	13-1/2 (343)	2-1/8 (54)	5-7/16 (138)	21-7/8 (556)	18 (457)	13-1/2 (343)	4-3/4 (121)	1/2 (13)	1/4 (6)	14-1/2 (368)	47 (1194)	25-1/8 (638)	22 (559)
10	12	18D	7A	5	31-3/4 (806)	12-1/4 (311)	2-1/8 (54)	6-5/16 (160)	24-5/16 (556)	20 (508)	12-1/4 (311)	4-3/4 (121)	1/2 (13)	1/4 (6)	15-1/16 (383)	52 (1321)	27-5/8 (702)	24 (610)
12	14	15	7	2	33-3/4 (857)	15 (381)	2-1/2 (64)	6-5/8 (168)	25-1/4 (641)	17 (432)	15 (381)	5 (127)	5/8 (16)	5/16 (8)	15 (381)	51-1/4 (1302)	26 (660)	22 (559)
12	14	18	7	2	33-3/4 (857)	15 (381)	2-1/2 (64)	6-5/8 (168)	25-1/4 (641)	18 (457)	15 (381)	5 (127)	5/8 (16)	5/16 (8)	16-1/8 (410)	51-1/4 (1302)	26 (660)	23 (584)
14	16	18	7	3	36 (914)	16 (406)	2-1/2 (64)	6-5/8 (168)	25-1/4 (641)	22 (559)	16 (406)	5 (127)	5/8 (16)	5/16 (8)	18-1/4 (464)	51-1/4 (1302)	26 (660)	27 (686)

BASE	1	2	3	4	5
A	38 (965)	46 (1168)	48 (1219)	40 (1016)	50 (1270)
G	9-5/8 (244)	8 (203)	8 (203)	9-5/8 (244)	9-5/8 (245)
H	36-1/2 (927)	35 (889)	35 (889)	36-1/2 (927)	44-1/2 (1130)
HV	8 (203)	8 (203)	8 (203)	8 (203)	8 (203)
HW	26 (660)	34 (864)	36 (914)	28 (711)	34 (864)
HX	22 (559)	19 (483)	19 (483)	22 (559)	22 (559)

STD. 125# FLANGES	OPT. 250# FLANGES
-------------------	-------------------

NOTES:

- All dimensions in inches (mm).
- Dimensions may vary $\pm 3/8"$ (10).
- Not for construction purposes unless certified.
- Discharge and suction flanges - ANSI Standard flat face.