



HYDROMATIC®

218/218B SYSTEM

Sewage Ejector Pump/Basin Packages

Includes:

- SKV40 and BV40, 115v Automatic submersible sewage ejector (2" solids)
- 218 and 218B structural foam, sewage basin with cover, sealing kit, schedule 80 PVC discharge pipe and swing check valve
- The packaged is available assembled or unassembled
- Unique Hydromatic pump molded footprint basin design




SKV40



BV40

Piggyback Switch Plug



The piggyback design allows for simple conversion to manual operation by simply removing the switch plug and inserting the motor plug directly into the electrical outlet. This feature provides an easy way of periodically cycling the pump to ensure it is operating properly.



**Pentair
Water™**

218/218B System - Sewage Ejector Pump/Basin Packages

Features

The Hydromatic® 218 and 218B SYSTEMS are specifically designed to meet the demands of residential wastewater and sewage applications. The SYSTEM includes the Hydromatic Model SKV40 or BV40, 4/10 HP, 115 volt sewage ejector, 2" solids handling, 2" NPT discharge. The SKV40 and BV40 can handle capacities up to 70 gallons per minute and heads up to 20 feet. The SKV40 and BV40 feature heavy-duty cast iron construction with an oil-filled motor for cooler operation, permanent lubrication of the bearings and a longer, trouble-free pump life. The SKV40 and BV40 feature a wide-angle piggyback float switch for reliable automatic operation.

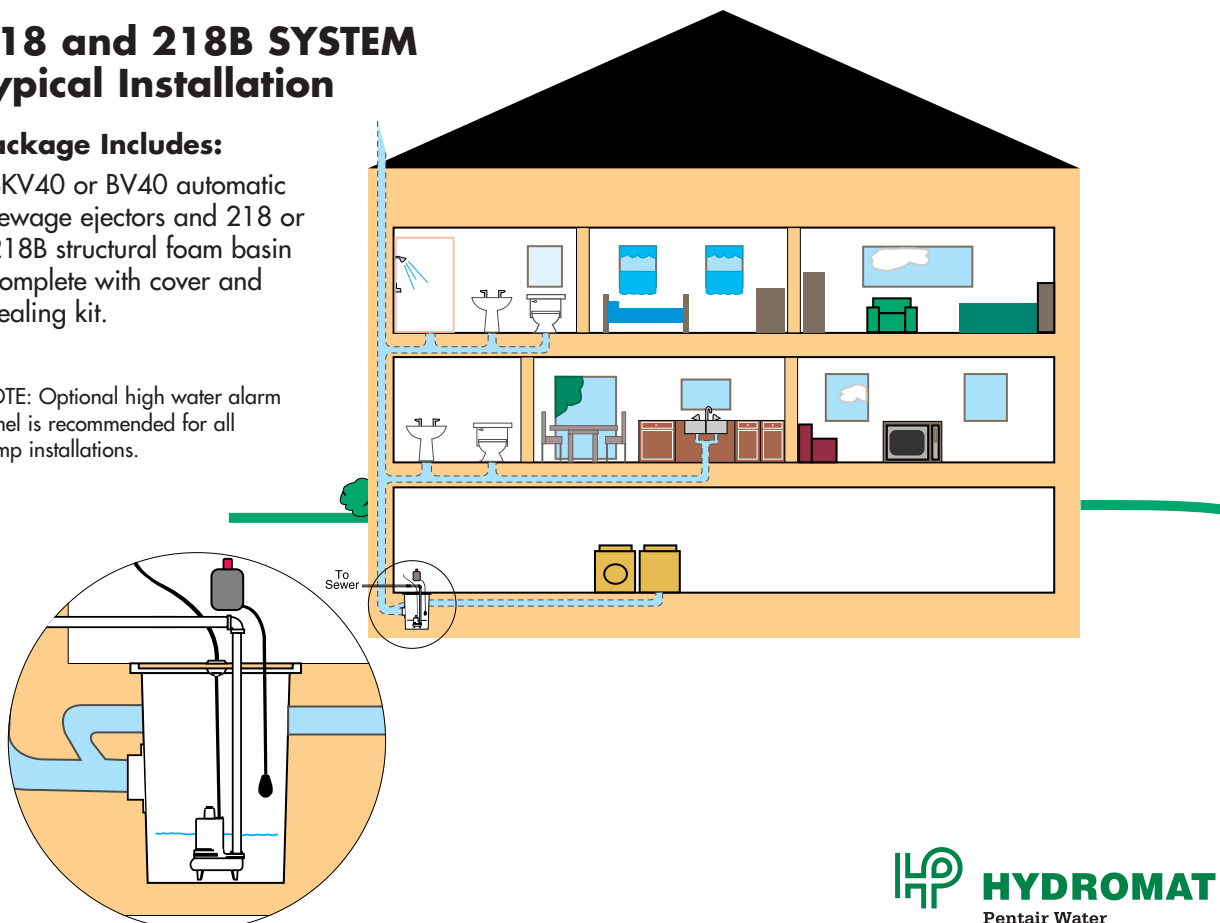
The 218 and 218B SYSTEMS also include Hydromatic's 218 or 218B Sewage Basin. The 218 and 218B Basins are nestable for conserving storage space and reducing shipping costs. These super strong structural foam basins are impact resistant and corrosion proof. Extra strong upper flange prevents deflection during installation. The 218 and 218B Basins come complete with all the fittings, schedule 80 piping, swing check valve, grommets, o-rings, gasket material and hardware required so the plumber always has the complete package at the job site.

218 and 218B SYSTEM Typical Installation

Package Includes:

SKV40 or BV40 automatic sewage ejectors and 218 or 218B structural foam basin complete with cover and sealing kit.

NOTE: Optional high water alarm panel is recommended for all pump installations.



218/218B Basin

- Basins are nestable for multi-shipping and conserving warehouse space.
- Injection molded with pure, super-tough structural foam. This makes the basin impact-resistant, strong and corrosion proof.
- The lightweight, single piece construction allows for easier handling and installation. No heavy equipment or lifting required.
- Eight 1/4" threaded inserts are molded in the top flange to fasten the lid on the tank. This keeps the corrosive gases away and creates a strong, unstrippable or unslippable insert.

218/218B Seal Kit

Every seal package is complete with the following:

- 2" electrical grommet with single or double electrical cord allowance.
- 4" inlet hub creates a positive seal and gives freedom so pipe alignment does not have to be perfect.
- 2" discharge o-rings available upon request.
- Neoprene gasket tape to attach to the tank lid to get a positive seal between basin and cover.
- 2" check valve is included with the package.
- The extra strong flange makes sure no deflection occurs during installation and cover always fits.

218/218B Cover

- Heavy duty structural foam cover made of injection molded for consistent quality.
- Strong and durable for abuse during installation, service and regular daily wear.
- The cover has allowances for the discharge seals, electrical grommet, and bolt holes.

Basin Dimensional Data

The technical drawing shows two views of the basin and cover. The top view is a circular lid with a diameter of 21-3/4". It features a central 2" slip-fit discharge and vent hole, a 4" inlet hub, and eight 1/4" threaded inserts around the perimeter. The bottom view is a side profile of the basin, which is 30" high. The basin has a 4" inlet hub at the bottom center, with the centerline of the inlet 13-1/2" from the bottom. The basin's diameter at the top is 16-1/2" and at the bottom is 18-5/8". The top flange is 1-1/2" thick. A callout points to the 2" slip-fit discharge and vent hole design.

Basin:

- Capacity 40 U.S. Gallons
- Structural Foam
- Impact Resistant
- Corrosion Proof
- 4" Inlet Hub
- Weight 15 lbs.

Fittings:

- Nitrile Electrical Grommets and 'O' Rings
- Available 2" Discharge
- 1/2" Wide Neoprene Gasket Tape for Positive Seal
- 1/4" Plated Hex Head Machine Screws

Cover:

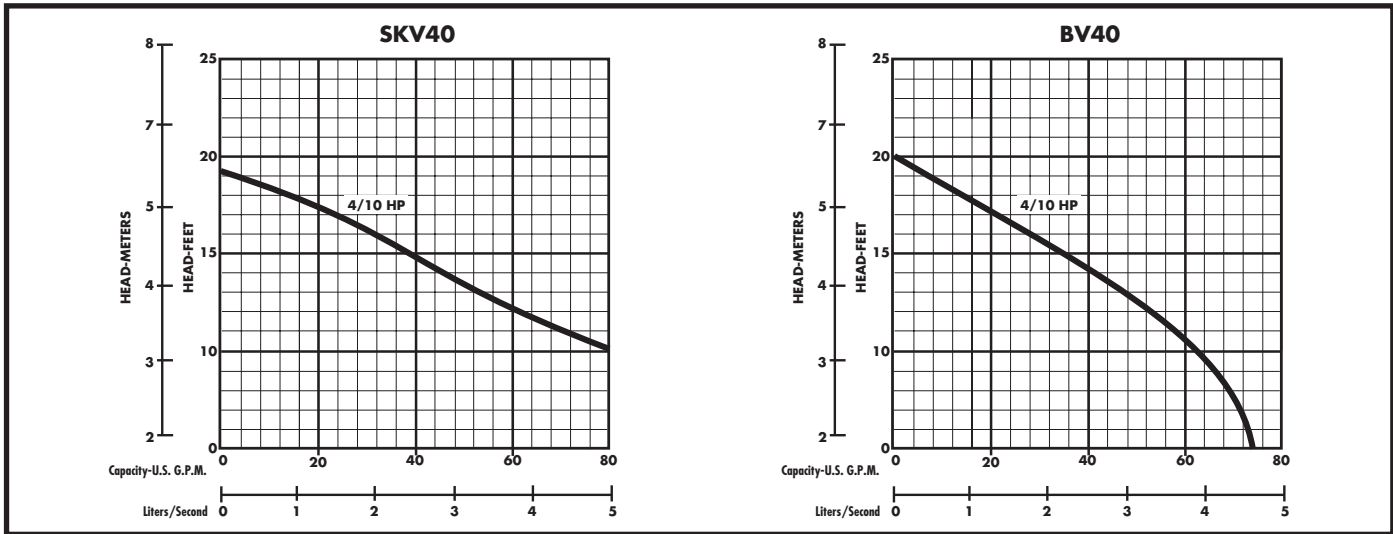
- Impact Resistant
- Structural Foam
- Weight 1 lb.

HYDROMATIC®
Pentair Water


218/218B System - Sewage Ejector Pump/Basin Packages

Details

Performance Data



Dimensional Data



Pump Characteristics

Pump/Motor Unit	Submersible
Automatic Models	SKV40/BV40AW1/BV40AD1
Horsepower	4/10
Full Load Amps	12.6
Motor Type	Shaded Pole (4 Pole)
R.P.M.	1550
Phase Ø	1
Voltage	115
Hertz	60
Operation	Intermittent
Temperature	120°F Ambient
NEMA Design	A
Insulation	Class A
Discharge Size	2" NPT std.
Solids Handling	2"
Unit Weight	35 lbs.
Power Cord	18/3, SJTW, 10'/20' std.



- Your Authorized Local Distributor -

USA

740 E. 9th Street Ashland, Ohio 44805
Tel: 419-289-3042 Fax: 419-281-4087

www.hydromatic.com

CANADA

269 Trillium Drive Kitchener, Ontario, Canada N2G 4W5
Tel: 519-896-2163 Fax: 519-896-6337