



# HYDROMATIC®

## 224 SYSTEM

### Sewage Ejector Pump/Basin Package

**Includes:**

- SKV50AW1, 115v Automatic submersible sewage ejector (2" solids)
- 224 structural foam, sewage basin with cover, sealing kit, schedule 80 PVC discharge pipe and swing check valve
- Complete assembled or unassembled sewage packaged basin system (as shown) 2" or 3" available
- Durable structural foam split cover for easy maintenance
- Unique Hydromatic pump molded foot print basin design
- The plumber always has a complete package at the job



**Piggyback Switch Plug**



The piggyback design allows for simple conversion to manual operation by simply removing the switch plug and inserting the motor plug directly into the electrical outlet. This feature provides an easy way of periodically cycling the pump to ensure it is operating properly.



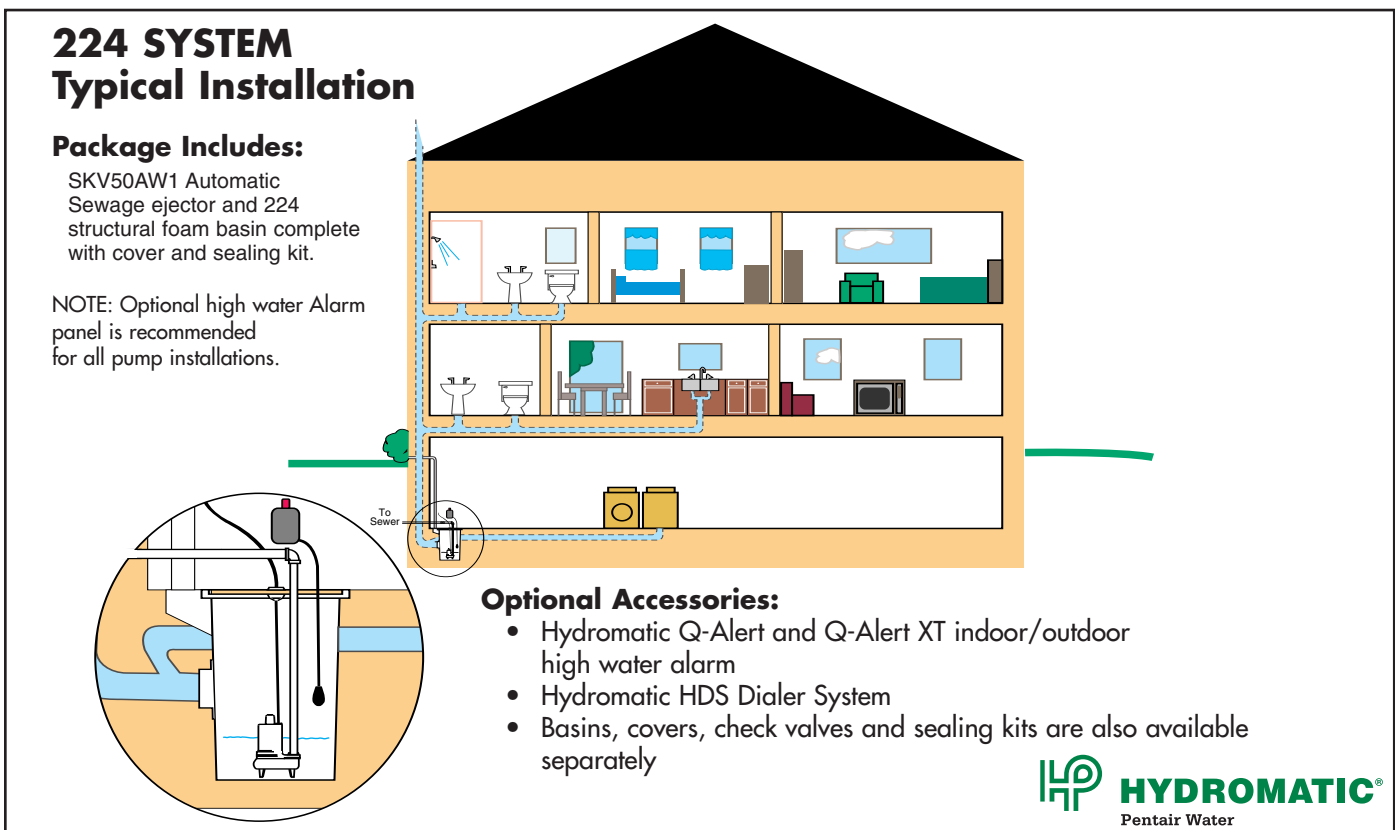
**Pentair  
Water™**

# 224 System - Sewage Ejector Pump/Basin Package

## Features

The Hydromatic® 224 SYSTEM is specifically designed to meet the demands of residential wastewater and sewage applications. The SYSTEM includes the Hydromatic Model SKV50AW1, 1/2 HP, 115/230 volt sewage ejector, 2" solids handling, 2" NPT discharge. The SKV50AW1 can handle capacities up to 180 gallons per minute and heads up to 20 feet. The SKV50AW1 features heavy duty cast iron construction with an oil-filled motor for cooler operation, permanent lubrication of the bearings and a longer, trouble-free pump life. The SKV50AW1 features a wide-angle piggyback float switch for reliable automatic operation.

The 224 SYSTEM also includes Hydromatic's 224 Sewage Basin. The 224 Basin is nestable for conserving storage space and reducing shipping costs. This super strong structural foam basin is impact resistant and corrosion proof. Extra strong upper flange prevents deflection during installation. The 224 Basin comes complete with all the fittings, schedule 80 piping, swing check valve, grommets, o-rings, gasketing material and hardware required so the plumber always has the complete package at the job site.



### 224 Basin

- Unique split cover design allows the cover to be removed without having to disconnect the vent piping creating a quality, positive vent.
- Basins are nestable for multi- shipping and conserving warehouse space.
- Structural foam basins are made of durable polyethylene and injection molded for consistent quality.
- The lightweight, single piece construction allows for easier handling and installation. No heavy equipment or lifting required.
- Twelve 3/8" threaded inserts are molded in the top flange to fasten the lid on to the tank. This keeps the corrosive gases away and creates a strong unstrippable or unslippable insert.

### 224 Seal Kit

**Every seal package is complete with the following:**

- 2" electrical grommet with single or double electrical cord allowance.
- 4" inlet hub creates a positive seal and gives freedom so pipe alignment does not have to be perfect.
- 2" or 3" discharge o-rings available upon request.
- Neoprene gasket tape to attach to the tank lid to get a positive seal between basin and cover.
- 2" or 3" check valve is included with the package.
- The extra strong flange makes sure no deflection occurs during installation and cover always fits.

### 224 Cover

- Heavy duty structural foam cover made of injection molded for consistent quality.
- Strong and durable for abuse during installation, service and regular daily wear.
- The cover has allowances for the discharge seals, electrical grommet, and bolt holes.

## Basin Dimensional Data

The diagram shows two views of the 224 Basin and its cover. The top view is a circular cover with a diameter of 30 inches. It features a central 4-inch inlet hub, a 2-inch or 3-inch discharge outlet, and a power cord outlet. The cover is secured with 12 3/8-inch threaded inserts. The bottom view is the basin itself, which is 22-3/4 inches wide at the base and 36-3/4 inches high. The basin has a 12-inch high upper section and a 1-1/4-inch thick rim. The cover is 1-1/4 inches thick. The basin is made of structural foam and is injection molded for consistent quality.

**Basin:**

- Capacity 50 U.S. Gallons
- Structural Foam
- Impact Resistant
- Corrosion Proof
- 4" Inlet hub
- Weight 15 lbs.

**Fittings:**

- Nitrile Electrical Grommets & O-Rings
- Optional 2" & 3" Discharge Ring Available
- 1/2" Wide Neoprene Gasket Tape for Positive Seal
- 3/8" Plated Hex Head Machine Screws

**Cover:**

- Structural Foam
- Impact Resistant
- Weight 1 lb.

**HYDROMATIC®**  
Pentair Water

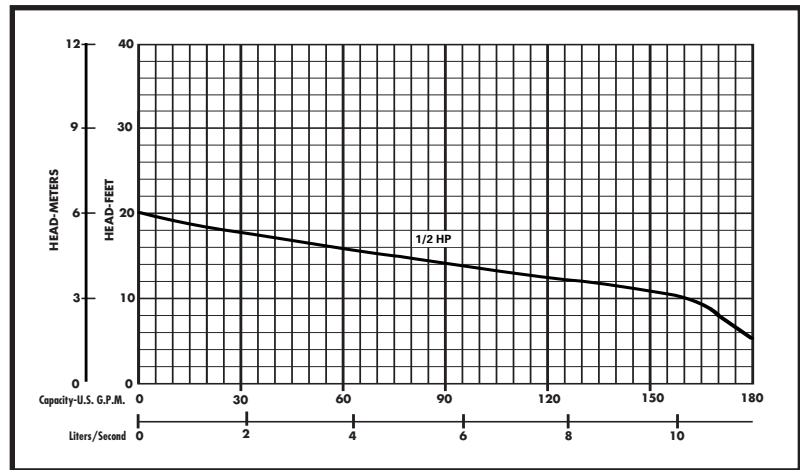
# 224 System - Sewage Ejector Pump/Basin Package

## Details


### Pump Characteristics

Pump/Motor Unit	Submersible
Automatic Models	SKV50AW1
Horsepower	1/2
Full Load Amps	11.0
Motor Type	Split Phase
R.P.M.	1750
Phase Ø	1
Voltage	115
Hertz	60
Operation	Intermittent
Temperature	140°F Ambient
NEMA Design	L
Insulation	Class B
Discharge Size	2" NPT std.
Solids Handling	2"
Unit Weight	54 lbs.
Power Cord	16/3, SJTA, 115V = 10' std.

### Performance Data



### Dimensional Data



### Materials of Construction

Handle	Stainless Steel
Lubricating Oil	Dielectric Oil
Motor Housing	Cast Iron
Seal Plate	Engineered Thermoplastic
Pump Casing	Cast Iron
Shaft	Stainless Steel
Mechanical	Seal Faces: Carbon/Ceramic
Shaft Seal	Seal Body: Brass
	Spring: Stainless Steel
	Bellows: Buna-N
Impeller	Engineered Thermoplastic
Upper Bearing	Single Row Ball Bearing
Lower Bearing	Single Row Ball Bearing
Fasteners	Stainless Steel

— Your Authorized Local Distributor —



USA

740 East 9th Street Ashland, Ohio 44805  
Tel: 419-289-3042 Fax: 419-281-4087

www.hydomatic.com

CANADA

269 Trillium Drive Kitchener, Ontario, Canada N2G 4W5  
Tel: 519-896-2163 Fax: 519-896-6337